

National Yang-Ming University Laboratory Animal Center

Animal Healthy Report (1st quarter 2016)

Animal Area: Production area A1, A3, A4, A5, A6

Species: Rat


Date: 2016.3.31

	Sample	Method	1st quarter 2016	4th quarter 2015	3rd quarter 2015	2nd quarter 2015
VIRUS						
Sendai virus (SEND)	Serum	Serology	N/A	N/A	0/16	0/16
Reovirus Type 3 (Reo-3)	Serum	Serology	N/A	N/A	0/16	0/16
Sialodacryoasentitis virus (SDAV)	Serum	Serology	0/16	0/16	0/16	0/16
Hantann virus (HANT)	Serum	Serology	0/16	N/A	0/16	N/A
Pneumonia virus of mice (PVM)	Serum	Serology	0/16	0/16	0/16	0/16
Kilham's rat virus (KRV)	Serum	Serology	0/16	0/16	0/16	0/16
Lymphocytic choriomeningitis virus (LCMV)	Serum	Serology	0/16	N/A	0/16	N/A
Rat theilovirus (RTV)	Serum	Serology	0/16	0/16	0/16	0/16
Rat parvovirus (RPV)	Serum	Serology	0/16	0/16	0/16	0/16
MICROBIOLOGY						
<i>Mycoplasma pulmonis (Mpul)</i>	Serum	Serology	0/16	0/16	0/16	0/16
<i>Clostridium piliforme (CPIL)</i>	Serum	Serology	0/16	0/16	0/16	0/16
<i>Bordetella bronchiseptica</i>	Trachea	Culture	0/16	0/16	0/16	0/16
<i>Corynebacterium kutscheri</i>	Trachea	Culture	0/16	0/16	0/16	0/16
<i>Pseudomonas aeruginosa</i>	Trachea	Culture	0/16	0/16	0/16	0/16
<i>Salmonella species</i>	Intestine	Culture	0/16	0/16	0/16	0/16
<i>Citrobacter rodentium</i>	Intestine	Culture	0/16	0/16	0/16	0/16
<i>Helicobacter spp.</i>	Cecum	PCR	16/16	16/16	16/16	15/16
PARASITOLOGY						
Pineworms, e.g., <i>Syphacia species</i>	Feces	Micro	0/16	0/16	0/16	0/16
<i>Giardia spp.</i>	Duodenum	S/F	0/16	0/16	0/16	0/16
<i>Trichomonads</i>	Cecum	S/F	0/16	0/16	0/16	0/16
Entamoeba spp.	Cecum	S/F	0/16	0/16	0/16	0/16
Ectoparasites (flea, lice, mites)	Fur	visual	0/16	0/16	0/16	0/16
HISTOLOGY	Non specific founding					

Director of Laboratory Animal Center

 陳俊銘
ChunMing CHEN

Chief of Veterinary Services



Veterinarian

 張文綺
Wenbin CHANG

*N/A: not available, S/F: Sedimentation/Flotation

National Yang-Ming University Laboratory Animal Center

Animal Healthy Report (1st quarter 2016)

Animal Area: Clean room ER1

Species: Rat


Date: 2016.3.31

	Sample	Method	1st quarter 2016	4th quarter 2015	3rd quarter 2015	2nd quarter 2015
VIRUS						
Sendai virus (SEND)	Serum	Serology	N/A	N/A	0/4	0/4
Reovirus Type 3 (Reo-3)	Serum	Serology	N/A	N/A	0/4	0/4
Sialodacryoasentitis virus (SDAV)	Serum	Serology	0/4	0/4	0/4	0/4
Hantann virus (HANT)	Serum	Serology	0/4	N/A	0/4	N/A
Pneumonia virus of mice (PVM)	Serum	Serology	0/4	0/4	0/4	0/4
Kilham's rat virus (KRV)	Serum	Serology	0/4	0/4	0/4	0/4
Lymphocytic choriomeningitis virus (LCMV)	Serum	Serology	0/4	N/A	0/4	N/A
Rat theilovirus (RTV)	Serum	Serology	0/4	0/4	0/4	0/4
Rat parvovirus (RPV)	Serum	Serology	0/4	0/4	0/4	0/4
MICROBIOLOGY						
<i>Mycoplasma pulmonis (Mpul)</i>	Serum	Serology	0/4	0/4	0/4	0/4
<i>Clostridium piliforme (CPIL)</i>	Serum	Serology	0/4	0/4	0/4	0/4
<i>Bordetella bronchiseptica</i>	Trachea	Culture	0/4	0/4	0/4	0/4
<i>Corynebacterium kutscheri</i>	Trachea	Culture	0/4	0/4	0/4	0/4
<i>Pseudomonas aeruginosa</i>	Trachea	Culture	0/4	0/4	0/4	0/4
<i>Salmonella species</i>	Intestine	Culture	0/4	0/4	0/4	0/4
<i>Citrobacter rodentium</i>	Intestine	Culture	0/4	0/4	0/4	0/4
<i>Helicobacter spp.</i>	Cecum	PCR	4/4	4/4	4/4	4/4
PARASITOLOGY						
Pineworms, e.g., <i>Syphacia species</i>	Feces	Micro	0/4	0/4	0/4	0/4
<i>Giardia spp.</i>	Duodenum	S/F	0/4	0/4	0/4	0/4
<i>Trichomonads</i>	Cecum	S/F	0/4	0/4	0/4	0/4
Entamoeba spp.	Cecum	S/F	0/4	0/4	0/4	0/4
Ectoparasites (flea, lice, mites)	Fur	visual	0/4	0/4	0/4	0/4
HISTOLOGY	Non specific founding					


Director of Laboratory Animal Center

 陳俊銘
Chun-Ming CHEN

Chief of Veterinary Services



Veterinarian

 張文綺
Wen-Chi CHANG

*N/A: not available, S/F: Sedimentation/Flotation

National Yang-Ming University Laboratory Animal Center

Animal Healthy Report (1st quarter 2016)

Animal Area: Conventional room B112(Lib)

Species: Rat

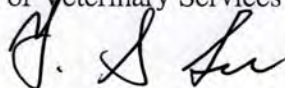
Date: 2016.3.31

	Sample	Method	1st quarter 2016	4th quarter 2015	3rd quarter 2015	2nd quarter 2015
VIRUS						
Sendai virus (SEND)	Serum	Serology	N/A	N/A	0/8	N/A
Reovirus Type 3 (Reo-3)	Serum	Serology	N/A	N/A	0/8	N/A
Sialodacryoasentis virus (SDAV)	Serum	Serology	0/8	N/A	0/8	N/A
Hantann virus (HANT)	Serum	Serology	0/8	N/A	0/8	N/A
Pneumonia virus of mice (PVM)	Serum	Serology	0/8	N/A	0/8	N/A
Kilham's rat virus (KRV)	Serum	Serology	0/8	N/A	0/8	N/A
Lymphocytic choriomeningitis virus (LCMV)	Serum	Serology	0/8	N/A	0/8	N/A
Rat theilovirus (RTV)	Serum	Serology	0/8	N/A	0/8	N/A
Rat parvovirus (RPV)	Serum	Serology	0/8	N/A	0/8	N/A
MICROBIOLOGY						
<i>Mycoplasma pulmonis (Mpul)</i>	Serum	Serology	0/8	N/A	0/8	N/A
<i>Clostridium piliforme (CPIL)</i>	Serum	Serology	0/8	N/A	0/8	N/A
<i>Bordetella bronchiseptica</i>	Trachea	Culture	0/8	N/A	0/8	N/A
<i>Corynebacterium kutscheri</i>	Trachea	Culture	0/8	N/A	0/8	N/A
<i>Pseudomonas aeruginosa</i>	Trachea	Culture	0/8	N/A	0/8	N/A
<i>Salmonella species</i>	Intestine	Culture	0/8	N/A	0/8	N/A
<i>Citrobacter rodentium</i>	Intestine	Culture	0/8	N/A	0/8	N/A
<i>Helicobacter spp.</i>	Cecum	PCR	8/8	N/A	8/8	N/A
PARASITOLOGY						
Pineworms, e.g., <i>Syphacia species</i>	Feces	Micro	0/8	N/A	0/8	N/A
<i>Giardia spp.</i>	Duodenum	S/F	0/8	N/A	0/8	N/A
<i>Trichomonads</i>	Cecum	S/F	0/8	N/A	0/8	N/A
Entamoeba spp.	Cecum	S/F	0/8	N/A	0/8	N/A
Ectoparasites (flea, lice, mites)	Fur	visual	0/8	N/A	0/8	N/A
HISTOLOGY						
Non specific founding						


Director of Laboratory Animal Center

 陳俊銘
Chun-Ming Chen

Chief of Veterinary Services



Veterinarian

 張文綺
Wen-Chin Chang

*N/A: not available, S/F: Sedimentation/Flotation