

# National Yang-Ming University Laboratory Animal Center

## Animal Healthy Report (4th quarter 2016)

Animal Area: Production area A3

Species: Rat

Date: 2017.1.10

	Sample	Method	4th quarter 2016	3rd quarter 2016	2nd quarter 2016	1st quarter 2016
<b>VIRUS</b>						
Sendai virus (SEND)	Serum	Serology	N/A	0/8	N/A	N/A
Reovirus Type 3 (Reo-3)	Serum	Serology	N/A	0/8	N/A	N/A
Sialodacryoasentis virus (SDAV)	Serum	Serology	0/4	0/8	0/16	0/16
Hantann virus (HANT)	Serum	Serology	N/A	0/8	N/A	N/A
Pneumonia virus of mice (PVM)	Serum	Serology	0/4	0/8	0/16	0/16
Kilham's rat virus (KRV)	Serum	Serology	0/4	0/8	0/16	0/16
Lymphocytic choriomeningitis virus (LCMV)	Serum	Serology	N/A	0/8	N/A	N/A
Rat theilovirus (RTV)	Serum	Serology	0/4	0/8	0/16	0/16
Rat parvovirus (RPV)	Serum	Serology	0/4	0/8	0/16	0/16
<b>MICROBIOLOGY</b>						
<i>Mycoplasma pulmonis (Mpul)</i>	Serum	Serology	0/4	0/8	0/16	0/16
<i>Clostridium piliforme (CPIL)</i>	Serum	Serology	0/4	0/8	0/16	0/16
<i>Bordetella bronchiseptica</i>	Trachea	Culture	0/4	0/8	0/16	0/16
<i>Corynebacterium kutscheri</i>	Trachea	Culture	0/4	0/8	0/16	0/16
<i>Pseudomonas aeruginosa</i>	Trachea	Culture	0/4	0/8	0/16	0/16
<i>Salmonella species</i>	Intestine	Culture	0/4	0/8	0/16	0/16
<i>Citrobacter rodentium</i>	Intestine	Culture	0/4	0/8	0/16	0/16
<i>Helicobacter spp.</i>	Cecum	PCR	4/4	8/8	16/16	16/16
<b>PARASITOLOGY</b>						
Pineworms, e.g., <i>Syphacia species</i>	Feces	Micro	0/4	0/8	0/16	0/16
<i>Giardia spp.</i>	Duodenum	S/F	0/4	0/8	0/16	0/16
<i>Trichomonads</i>	Cecum	S/F	0/4	0/8	0/16	0/16
Entamoeba spp.	Cecum	S/F	0/4	0/8	0/16	0/16
Ectoparasites (flea, lice, mites)	Fur	visual	0/4	0/8	0/16	0/16
<b>HISTOLOGY</b>						
Non specific founding						

Director of Laboratory Animal Center

實驗動物中心 陳俊銘  
中心主任

Chief of Veterinary Services

J. S. Lee

Veterinarian

實驗動物中心 張文綺  
獸醫師

Wenchi Chang

\*N/A: not available, S/F: Sedimentation/Flotation

Laboratory Animal Center, National Yang-Ming University

No.155, Sec.2, Linong Street, Taipei, 112 Taiwan(ROC) | Phone: +886-2-2826-7000#2282

# National Yang-Ming University Laboratory Animal Center

## Animal Healthy Report (4th quarter 2016)


Animal Area: Clean room R1, ER1

Species: Rat


Date: 2017.1.10

	Sample	Method	4th quarter 2016	3rd quarter 2016	2nd quarter 2016	1st quarter 2016
<b>VIRUS</b>						
Sendai virus (SEND)	Serum	Serology	0/8	0/8	N/A	0/4
Reovirus Type 3 (Reo-3)	Serum	Serology	0/8	0/8	N/A	0/4
Sialodacryoasentis virus (SDAV)	Serum	Serology	0/8	0/8	0/4	0/4
Hantann virus (HANT)	Serum	Serology	0/8	0/8	N/A	0/4
Pneumonia virus of mice (PVM)	Serum	Serology	0/8	0/8	0/4	0/4
Kilham's rat virus (KRV)	Serum	Serology	0/8	0/8	0/4	0/4
Lymphocytic choriomeningitis virus (LCMV)	Serum	Serology	0/8	0/8	N/A	0/4
Rat theilovirus (RTV)	Serum	Serology	0/8	0/8	0/4	0/4
Rat parvovirus (RPV)	Serum	Serology	0/8	0/8	0/4	0/4
<b>MICROBIOLOGY</b>						
<i>Mycoplasma pulmonis (Mpul)</i>	Serum	Serology	0/8	0/8	0/4	0/4
<i>Clostridium piliforme (CPIL)</i>	Serum	Serology	0/8	0/8	0/4	0/4
<i>Bordetella bronchiseptica</i>	Trachea	Culture	0/8	0/8	0/4	0/4
<i>Corynebacterium kutscheri</i>	Trachea	Culture	0/8	0/8	0/4	0/4
<i>Pseudomonas aeruginosa</i>	Trachea	Culture	0/8	0/8	0/4	0/4
<i>Salmonella species</i>	Intestine	Culture	0/8	0/8	0/4	0/4
<i>Citrobacter rodentium</i>	Intestine	Culture	0/8	0/8	0/4	0/4
<i>Helicobacter spp.</i>	Cecum	PCR	8/8	8/8	4/4	4/4
<b>PARASITOLOGY</b>						
Pineworms, e.g., <i>Syphacia species</i>	Feces	Micro	0/8	0/8	0/4	0/4
<i>Giardia spp.</i>	Duodenum	S/F	0/8	0/8	0/4	0/4
<i>Trichomonads</i>	Cecum	S/F	0/8	0/8	0/4	0/4
Entamoeba spp.	Cecum	S/F	0/8	0/8	0/4	0/4
Ectoparasites (flea, lice, mites)	Fur	visual	0/8	0/8	0/4	0/4
<b>HISTOLOGY</b>			Non specific founding			


Director of Laboratory Animal Center

 陳俊銘

Chief of Veterinary Services



Veterinarian

 張文綺

\*N/A: not available, S/F: Sedimentation/Flotation

Laboratory Animal Center, National Yang-Ming University

No.155, Sec.2, Linong Street, Taipei, 112 Taiwan(ROC) | Phone: +886-2-2826-7000#2282